

SECTION 02:
MP ROTATOR[®]

MP ROTATOR





ADVANCED FEATURES

AUTOMATIC MATCHED PRECIPITATION

The MP Rotator® has the unique ability to control the amount of water flowing through the nozzle at various arc and radius settings, resulting in matched precipitation regardless of the nozzle setting.

DOUBLE-POP

The MP Rotator's nozzle pops up from its protected position only after the riser is fully extended, providing superior defence against dirt and debris.

DISTRIBUTION UNIFORMITY

The various streams of the MP Rotator allow it to target all areas of the landscape evenly, yielding superior uniformity over traditional spray nozzles. Each stream targets specific areas to achieve higher efficiency and even coverage.

LOW PRECIPITATION RATE

Since the vast majority of soils have an infiltration rate of less than 25 mm/hr, irrigating at a low precipitation rate is essential to achieve efficiency.

The standard MP Rotator line applies water at 10 mm/hr, while the SR Series has a precipitation rate of 20 mm/hr. Either choice will avoid runoff, saving water and preventing erosion.

SHORT RADIUS (SR) SERIES

Achieve efficient irrigation in narrow spaces with the SR Series. MP800SR allows for radius adjustment down to 1.8 m, providing opportunity for overhead irrigation in smaller spaces than ever before possible.

ECO ROTATOR

Radius: 2.5 to 9.1 m

FEATURES

- Model: 10 cm
- Adjustable arc and radius offer precise settings
- Two-piece ratchet
- Warranty period: 2 years
- Nozzle choices:
 - MP1000-90, MP2000-90
 - MP3000-90, MP1000-360
 - MP2000-360, MP3000-360
- ▶ Automatic matched precipitation
- ▶ Double-pop
- ▶ Distribution uniformity
- ▶ Low precipitation rate

OPERATING SPECIFICATIONS

- Flow rate: 0.04 to 0.96 m³/hr; 0.61 to 16.07 l/min
- Radius: 2.5 to 9.1 m
- Recommended pressure range: 1.7 to 3.8 bar; 170 to 380 kPa
- Precipitation rates: 10 mm/hr approximately

USER INSTALLED OPTIONS

- Drain check valve (up to 2 m of elevation; P/N 462237)
- ▶ = *Advanced Feature descriptions on page 47*



Eco Rotator

Overall height: 19 cm
Exposed diameter: 3 cm
Inlet size: ½"

ECO ROTATOR

Model	Description
ECO-04 - 1090	10 cm pop-up, MP1000 2.5 to 4.5 m radius, adjustable from 90° to 210°
ECO-04 - 10360	10 cm pop-up, MP1000 2.5 to 4.5 m radius, 360°
ECO-04 - 2090	10 cm pop-up, MP2000 4.0 to 6.4 m radius, adjustable from 90° to 210°
ECO-04 - 20360	10 cm pop-up, MP2000 4.0 to 6.4 m radius, 360°
ECO-04 - 3090	10 cm pop-up, MP3000 6.7 to 9.1 m radius, adjustable from 90° to 210°
ECO-04 - 30360	10 cm pop-up, MP3000 6.7 to 9.1 m radius, 360°

ECO ROTATOR PERFORMANCE DATA

ECO-04 MP1000

Radius: 2.5 to 4.5 m
Adjustable Arc and Full-Circle
● Maroon: 90° to 210°
● Olive: 360°

ECO-04 MP2000

Radius: 4.0 to 6.4 m
Adjustable Arc and Full-Circle
● Black: 90° to 210°
● Red: 360°

ECO-04 MP3000

Radius: 6.7 to 9.1 m
Adjustable Arc and Full-Circle
● Blue: 90° to 210°
● Grey: 360°

Arc	Pressure		Radius		Flow	Flow	Precip mm/hr		Radius		Flow	Flow	Precip mm/hr		Radius		Flow	Flow	Precip mm/hr		
	bar	kPa	m	m	m ³ /hr	l/min	■	▲	m	m	m ³ /hr	l/min	■	▲	m	m	m ³ /hr	l/min	■	▲	
90° ■	1.7	170	--	--	--	--	--	--	5.2	0.07	1.18	11	12	7.6	0.16	2.63	11	13	11	12	
	2.0	200	3.7	0.04	0.61	11	12	5.5	0.07	1.23	10	11	8.2	0.17	2.77	10	11	10	11	10	11
	2.5	250	4.0	0.04	0.68	10	12	5.8	0.09	1.43	10	12	8.5	0.19	3.08	10	12	10	12	10	12
	2.8	280	4.1	0.04	0.70	10	11	6.1	0.09	1.52	10	11	9.1	0.20	3.25	9	11	10	11	10	11
	3.0	300	4.3	0.04	0.73	10	11	6.4	0.09	1.57	9	10	9.1	0.20	3.38	10	11	10	11	10	11
	3.5	350	4.4	0.05	0.78	10	11	6.4	0.10	1.68	10	11	9.1	0.22	3.67	11	12	10	11	10	11
	3.8	380	4.5	0.05	0.81	9	11	6.4	0.11	1.77	11	12	9.1	0.23	3.80	11	13	10	11	10	11
180° ■	1.7	170	--	--	--	--	--	--	4.9	0.13	2.22	11	12	7.6	0.32	5.48	11	13	11	12	
	2.0	200	3.7	0.07	1.20	11	12	5.2	0.14	2.35	11	12	8.2	0.35	5.88	10	12	10	11	10	11
	2.5	250	4.0	0.08	1.35	10	12	5.5	0.16	2.67	11	12	8.5	0.40	6.55	11	12	10	11	10	11
	2.8	280	4.1	0.08	1.40	10	11	5.8	0.17	2.80	10	12	9.1	0.41	6.88	10	11	10	11	10	11
	3.0	300	4.3	0.09	1.46	10	11	6.1	0.17	2.90	10	11	9.1	0.43	7.18	10	12	10	11	10	11
	3.5	350	4.4	0.09	1.56	10	11	6.4	0.19	3.15	9	10	9.1	0.47	7.77	11	13	10	11	10	11
	3.8	380	4.5	0.10	1.62	9	11	6.4	0.19	3.22	9	11	9.1	0.45	8.02	12	13	10	11	10	11
210° ■	1.7	170	--	--	--	--	--	--	4.9	0.16	2.58	11	12	7.6	0.38	6.40	11	13	11	12	
	2.0	200	3.7	0.09	1.41	11	13	5.2	0.17	2.75	11	13	8.2	0.41	6.85	10	12	10	11	10	11
	2.5	250	4.0	0.10	1.58	10	12	5.5	0.19	3.08	10	12	8.5	0.46	7.65	11	12	10	11	10	11
	2.8	280	4.1	0.10	1.63	10	11	5.8	0.20	3.25	10	12	9.1	0.48	8.02	10	11	10	11	10	11
	3.0	300	4.3	0.10	1.71	10	11	6.1	0.21	3.42	10	11	9.1	0.50	8.37	10	12	10	11	10	11
	3.5	350	4.4	0.11	1.82	10	11	6.4	0.22	3.70	9	10	9.1	0.54	9.03	11	13	10	11	10	11
	3.8	380	4.5	0.11	1.89	9	11	6.4	0.23	3.80	10	11	9.1	0.56	9.37	12	13	10	11	10	11
360° ●	1.7	170	--	--	--	--	--	--	4.9	0.27	4.42	11	12	7.6	0.66	10.98	11	13	11	12	
	2.0	200	3.7	0.14	2.40	12	14	5.2	0.28	4.72	11	13	8.2	0.70	11.72	10	12	10	11	10	11
	2.5	250	4.0	0.16	2.69	10	12	5.5	0.32	5.28	10	12	8.5	0.79	13.10	11	12	10	11	10	11
	2.8	280	4.1	0.17	2.81	10	12	5.8	0.33	5.55	10	12	9.1	0.83	13.75	10	11	10	11	10	11
	3.0	300	4.3	0.18	2.94	10	11	6.1	0.35	5.80	10	11	9.1	0.87	14.37	10	12	10	11	10	11
	3.5	350	4.4	0.19	3.17	10	11	6.4	0.37	6.25	9	10	9.1	0.93	15.52	11	13	10	11	10	11
	3.8	380	4.5	0.20	3.25	10	11	6.4	0.38	6.40	9	10	9.1	0.96	16.07	12	13	10	11	10	11

Bold = Recommended pressure

MP ROTATOR

MP ROTATOR®

Radius: 2.5 to 10.7 m

FEATURES

- Radius can be reduced up to 25% on all models
- Easy arc adjustment
- Colour-coded for easy identification
- Removable filter screen ensures hassle-free service
- Wind-resistant multi-stream technology
- ▶ Automatic matched precipitation
- ▶ Double-pop
- ▶ Distribution uniformity
- ▶ Low precipitation rate

OPERATING SPECIFICATIONS

- Recommended operating pressure: 2.8 bar; 280 kPa
- Recommended filtering when operating on dirty water

OPTIONS

- Pair with Pro-Spray® PRS40 to achieve pressure regulation at the head of 2.8 bar; 280 kPa
- Adding “HT” will specify male threaded nozzles
- ▶ = *Advanced Feature descriptions on page 47*

MP1000 2.5 to 4.5 m radius



MP1000-90
90° to 210°



MP1000-210
210° to 270°



MP1000-360
360°

MP2000 4.0 to 6.4 m radius



MP2000-90
90° to 210°



MP2000-210
210° to 270°



MP2000-360
360°

MP3000 6.7 to 9.1 m radius



MP3000-90
90° to 210°



MP3000-210
210° to 270°



MP3000-360
360°

MP ROTATOR – SPECIFICATION BUILDER: ORDER 1 + 2

1 Model	2 Options
MP1000-90 = 2.5 to 4.5 m radius, adjustable from 90° to 210°	(blank) = No option HT = Male threaded version <i>(Not available in 3500 and 1000-210)</i>
MP1000-210 = 2.5 to 4.5 m radius, adjustable from 210° to 270°	
MP1000-360 = 2.5 to 4.5 m radius, 360°	
MP2000-90 = 4.0 to 6.4 m radius, adjustable from 90° to 210°	
MP2000-210 = 4.0 to 6.4 m radius, adjustable from 210° to 270°	
MP2000-360 = 4.0 to 6.4 m radius, 360°	
MP3000-90 = 6.7 to 9.1 m radius, adjustable from 90° to 210°	
MP3000-210 = 6.7 to 9.1 m radius, adjustable from 210° to 270°	
MP3000-360 = 6.7 to 9.1 m radius, 360°	
MP3500-90 = 9.4 to 10.7 m radius, adjustable from 90° to 210°	
MPLCS515 = Left corner strip, 1.5 m to 4.6 m	
MPRCS515 = Right corner strip, 1.5 m to 4.6 m	
MPSS530 = Side strip, 1.5 m to 9.1 m	
MPCORNER = 2.5 to 4.5 m radius, adjustable from 45° to 105°	

Examples:

MP1000-210 = 2.5 to 4.5 m radius, adjustable from 210° to 270°
PROS-06-PRS40-CV-MP2000-90 = 15 cm pop-up regulated at 2.8 bar; 280 kPa, drain check valve, with MP2000-90

MP ROTATOR PERFORMANCE DATA

MP1000

Radius: 2.5 to 4.5 m
Adjustable Arc and Full-Circle
● Maroon: 90° to 210°
● Lt. Blue: 210° to 270°
● Olive: 360°

MP2000

Radius: 4.0 to 6.4 m
Adjustable Arc and Full-Circle
● Black: 90° to 210°
● Green: 210° to 270°
● Red: 360°

MP3000

Radius: 6.7 to 9.1 m
Adjustable Arc and Full-Circle
● Blue: 90° to 210°
● Yellow: 210° to 270°
● Grey: 360°

Arc	Pressure		Radius m	Flow m³/hr	Flow l/min	Precip mm/hr		Radius m	Flow m³/hr	Flow l/min	Precip mm/hr		Radius m	Flow m³/hr	Flow l/min	Precip mm/hr	
	bar	kPa				■	▲				■	▲				■	▲
90° ■	1.7	170	--	--	--	--	--	5.2	0.07	1.18	11	12	7.6	0.16	2.63	11	13
	2.0	200	3.7	0.04	0.61	11	12	5.5	0.07	1.23	10	11	8.2	0.17	2.77	10	11
	2.5	250	4.0	0.04	0.68	10	12	5.8	0.09	1.43	10	12	8.5	0.19	3.08	10	12
	2.8	280	4.1	0.04	0.70	10	11	6.1	0.09	1.52	10	11	9.1	0.20	3.25	9	11
	3.0	300	4.3	0.04	0.73	10	11	6.4	0.09	1.57	9	10	9.1	0.20	3.38	10	11
	3.5	350	4.4	0.05	0.78	10	11	6.4	0.10	1.68	10	11	9.1	0.22	3.67	11	12
3.8	380	4.5	0.05	0.81	9	11	6.4	0.11	1.77	11	12	9.1	0.23	3.80	11	13	
180° ■	1.7	170	--	--	--	--	--	4.9	0.13	2.22	11	12	7.6	0.32	5.48	11	13
	2.0	200	3.7	0.07	1.20	11	12	5.2	0.14	2.35	11	12	8.2	0.35	5.88	10	12
	2.5	250	4.0	0.08	1.35	10	12	5.5	0.16	2.67	11	12	8.5	0.4	6.55	11	12
	2.8	280	4.1	0.08	1.40	10	11	5.8	0.17	2.80	10	12	9.1	0.41	6.88	10	11
	3.0	300	4.3	0.09	1.46	10	11	6.1	0.17	2.90	10	11	9.1	0.43	7.18	10	12
	3.5	350	4.4	0.09	1.56	10	11	6.4	0.19	3.15	9	10	9.1	0.47	7.77	11	13
3.8	380	4.5	0.10	1.62	9	11	6.4	0.19	3.22	9	11	9.1	0.45	8.02	12	13	
210° ■	1.7	170	--	--	--	--	--	4.9	0.16	2.58	11	12	7.6	0.38	6.40	11	13
	2.0	200	3.7	0.09	1.41	11	13	5.2	0.17	2.75	11	13	8.2	0.41	6.85	10	12
	2.5	250	4.0	0.10	1.58	10	12	5.5	0.19	3.08	10	12	8.5	0.46	7.65	11	12
	2.8	280	4.1	0.10	1.63	10	11	5.8	0.20	3.25	10	12	9.1	0.48	8.02	10	11
	3.0	300	4.3	0.10	1.71	10	11	6.1	0.21	3.42	10	11	9.1	0.50	8.37	10	12
	3.5	350	4.4	0.11	1.82	10	11	6.4	0.22	3.70	9	10	9.1	0.54	9.03	11	13
3.8	380	4.5	0.11	1.89	9	11	6.4	0.23	3.80	10	11	9.1	0.56	9.37	12	13	
270° ■	1.7	170	--	--	--	--	--	4.9	0.20	3.32	11	12	7.6	0.50	8.35	12	13
	2.0	200	3.7	0.11	1.80	11	13	5.2	0.21	3.53	11	13	8.2	0.53	8.83	10	12
	2.5	250	4.0	0.12	2.05	10	12	5.5	0.24	3.97	10	12	8.5	0.59	9.82	11	12
	2.8	280	4.1	0.13	2.10	10	11	5.8	0.25	4.15	10	12	9.1	0.62	10.32	10	11
	3.0	300	4.3	0.13	2.20	10	11	6.1	0.26	4.35	10	11	9.1	0.65	10.77	10	12
	3.5	350	4.4	0.14	2.35	10	11	6.4	0.28	4.70	9	10	9.1	0.70	11.68	11	13
3.8	380	4.5	0.15	2.45	9	11	6.4	0.29	4.88	9	11	9.1	0.73	12.12	12	13	
360° ■	1.7	170	--	--	--	--	--	4.9	0.27	4.42	11	12	7.6	0.66	10.98	11	13
	2.0	200	3.7	0.14	2.40	12	14	5.2	0.28	4.72	11	13	8.2	0.70	11.72	10	12
	2.5	250	4.0	0.16	2.69	10	12	5.5	0.32	5.28	10	12	8.5	0.76	13.10	11	12
	2.8	280	4.1	0.17	2.81	10	12	5.8	0.33	5.55	10	12	9.1	0.83	13.75	10	11
	3.0	300	4.3	0.18	2.94	10	11	6.1	0.35	5.80	10	11	9.1	0.87	14.37	10	12
	3.5	350	4.4	0.19	3.17	10	11	6.4	0.37	6.25	9	10	9.1	0.93	15.52	11	13
3.8	380	4.5	0.20	3.25	10	11	6.4	0.38	6.40	9	10	9.1	0.96	16.07	12	13	

Bold = Optimal pressure for the MP Rotator is 2.8 bar; 280 kPa. This can easily be achieved by using the MP Rotator with the Hunter PRS40 Spray Body, pressure regulated at 2.8 bar; 280 kPa.




Works best with PRS40



For PRS40 information see page 65

MP ROTATOR PERFORMANCE DATA




MP3500
 Radius: 9.4 to 10.7 m
 Adjustable Arc
 ● Light Brown: 90° to 210°

Arc	Pressure		Radius m	Flow m³/hr	Flow l/min	Precip. mm/hr	
	bar	kPa				■	▲
90° 	1.7	170	10.1	0.24	3.94	9	11
	2.0	200	10.4	0.26	4.28	10	11
	2.5	250	10.4	0.28	4.58	10	12
	2.8	280	10.7	0.29	4.84	10	12
	3.0	300	10.7	0.31	5.22	11	13
	3.5	350	10.7	0.33	5.41	11	13
	3.8	380	10.7	0.34	5.68	12	14
180° 	1.7	170	10.1	0.50	8.36	10	11
	2.0	200	10.4	0.51	8.48	9	11
	2.5	250	10.4	0.60	10.03	11	13
	2.8	280	10.7	0.65	10.83	11	13
	3.0	300	10.7	0.70	11.73	12	14
	3.5	350	10.7	0.73	12.15	13	15
	3.8	380	10.7	0.75	12.41	13	15
210° 	1.7	170	10.1	0.59	9.80	10	12
	2.0	200	10.4	0.65	10.75	10	12
	2.5	250	10.4	0.70	11.66	11	13
	2.8	280	10.7	0.75	12.45	11	13
	3.0	300	10.7	0.80	13.40	12	14
	3.5	350	10.7	0.85	14.23	13	15
	3.8	380	10.7	0.90	14.91	13	16

Bold = Optimal pressure for the MP Rotator is 2.8 bar; 280 kPa. This can easily be achieved by using the MP Rotator with the Hunter PRS40 Spray Body, pressure regulated at 2.8 bar; 280 kPa.

MP ROTATOR PERFORMANCE DATA

● **MPLCS515**: Ivory, MP Left Corner Strip
 ● **MPRCS515**: Copper, MP Right Corner Strip
 ● **MPSS530**: Brown, MP Side Strip

	Pressure		Radius m	Flow m³/hr	Flow l/min
	bar	kPa			
MP Left Corner Strip 	1.7	170	1.1 x 4.2	0.04	0.67
	2.0	200	1.2 x 4.3	0.04	0.72
	2.5	250	1.4 x 4.5	0.05	0.79
	2.8	280	1.5 x 4.6	0.05	0.84
	3.0	300	1.6 x 4.7	0.06	0.87
	3.5	350	1.7 x 4.8	0.06	0.94
	3.8	380	1.8 x 4.9	0.06	0.99
MP Right Corner Strip 	1.7	170	1.1 x 4.2	0.04	0.67
	2.0	200	1.2 x 4.3	0.04	0.72
	2.5	250	1.4 x 4.5	0.05	0.79
	2.8	280	1.5 x 4.6	0.05	0.84
	3.0	300	1.6 x 4.7	0.05	0.87
	3.5	350	1.7 x 4.8	0.06	0.94
	3.8	380	1.8 x 4.9	0.06	0.99
MP Side Strip 	1.7	170	1.1 x 8.3	0.08	1.34
	2.0	200	1.2 x 8.6	0.09	1.43
	2.5	250	1.4 x 8.9	0.09	1.57
	2.8	280	1.5 x 9.1	0.10	1.66
	3.0	300	1.6 x 9.3	0.10	1.72
	3.5	350	1.7 x 9.6	0.11	1.87
	3.8	380	1.8 x 9.9	0.12	1.96

Notes:
 Strip pattern radius can be adjusted by 25%. MP Rotator is designed to maintain matched precipitation after radius adjustment. Optimal pressure for the MP Rotator is 2.8 bar; 280 kPa. This can easily be achieved by using the MP Rotator with the Hunter PRS40 Spray Body, pressure regulated at 2.8 bar; 280 kPa.

MP3500 9.4 to 10.7 radius



MP3500-90
90° to 210°

MP Strips



MPLCS515
Left Corner Strip
1.5 x 4.6 m



MPRCS515
Right Corner Strip
1.5 x 4.6 m



MPSS530
Side Strip
1.5 x 9.1 m

MP ROTATOR PERFORMANCE DATA

MP Corner
 Radius: 2.5 to 4.5 m
 Adjustable Arc
 ● Turquoise: 45° to 105°

Arc	Pressure		Radius m	Flow m ³ /hr	Flow l/min
	bar	kPa			
45°	1.7	170	--	--	--
	2.0	200	3.5	0.04	0.61
	2.5	250	4.0	0.04	0.68
	2.8	280	4.1	0.04	0.70
	3.0	300	4.3	0.04	0.73
	3.5	350	4.4	0.05	0.78
90°	1.7	170	3.2	0.07	1.15
	2.0	200	3.5	0.08	1.27
	2.5	250	4.0	0.08	1.40
	2.8	280	4.1	0.09	1.44
	3.0	300	4.3	0.09	1.57
	3.5	350	4.4	0.10	1.67
105°	1.7	170	3.2	0.08	1.34
	2.0	200	3.5	0.09	1.48
	2.5	250	4.0	0.10	1.63
	2.8	280	4.1	0.10	1.70
	3.0	300	4.3	0.11	1.83
	3.5	350	4.4	0.12	1.94
3.8	380	4.5	0.12	2.00	

Bold = Recommended pressure

MP Corner



MPCORNER
 Corner
 2.5 to 4.5 m

Male Threaded



MP-HT
 Male Threaded

MP Accessories



MPTOOL
 Adjusts all MP Rotators



MPSTICK
 Snaps onto any length of 1" (25 mm) PVC to allow standing adjustment.
PVC pipe not included.

MP Rotator



MP Tool for easy adjustments



MP ROTATOR® SR

Radius: 1.8 to 3.5 m

FEATURES

- Provides coverage from 1.8 to 3.5 m
- Colour-coded for easy identification
- Removable filter screen prevents large objects from clogging nozzle
- Wind-resistant multi-stream technology
- Adjustable arc and radius
- ▶ Automatic matched precipitation
- ▶ Double-pop
- ▶ Distribution uniformity
- ▶ Low precipitation rate

MP800SR 1.8 to 3.5 m radius



MP800SR-90
1.8 to 3.5 m radius adjustable
from 90°-210°



MP800SR-360
1.8 to 3.5 m radius
360°

OPERATING SPECIFICATIONS

- Recommended operating pressure: 2.8 bar, 280 kPa
- 2.1 bar; 210 kPa for min radius settings
- MP800SR-90 uses a 60 mesh; 250 microns built-in nozzle filter
- MP800SR-360 uses a 40 mesh; 420 microns built-in nozzle filter
- Recommended: use 150 mesh; 100 microns pre-filter arrangement with dirty water
- Hunter's HY filters are a great solution for zone-specific MP800SR arrangements

OPTIONS

- Specify Pro-Spray® PRS40 pop-up for accurate pressure regulation to achieve typical radius settings
- Specify Pro-Spray PRS30 for accurate pressure regulation to achieve minimum radius settings
- ▶ = *Advanced Feature descriptions on page 47*

MP ROTATOR PERFORMANCE DATA - MP800SR

MP800SR Radius: 1.8 to 3.5 m
Adjustable Arc
● Orange and Grey: 90° to 210°
● Lime Green and Grey: 360°

MAX RADIUS								MIN RADIUS		
Arc	Pressure		Radius	Flow		Precip. mm/hr		Radius		
	bar	kPa	m	m ³ /hr	l/min	■	▲	m	m ³ /hr	l/min
90° 	2.1	200	2.6	0.04	0.61	22	25	1.8	0.03	0.49
	2.5	250	2.9	0.04	0.72	21	24	2.1	0.03	0.55
	2.8	280	3.1	0.05	0.87	21	24	2.4	0.04	0.61
	3.0	300	3.4	0.06	0.95	20	23	2.4	0.04	0.68
	3.5	350	3.5	0.06	1.02	20	23	2.7	0.04	0.72
	3.8	380	3.5	0.06	1.06	20	23	3.0	0.05	0.76
180° 	2.1	200	2.6	0.07	1.21	22	25	1.8	0.06	0.98
	2.5	250	2.8	0.08	1.40	21	24	2.1	0.07	1.10
	2.8	280	3.0	0.10	1.59	21	24	2.4	0.07	1.21
	3.0	300	3.3	0.10	1.74	19	22	2.4	0.08	1.36
	3.5	350	3.4	0.11	1.82	19	22	2.7	0.09	1.44
	3.8	380	3.5	0.11	1.89	18	21	3.0	0.09	1.51
210° 	2.1	200	2.6	0.08	1.40	22	25	1.8	0.07	1.15
	2.5	250	2.8	0.10	1.67	22	25	2.1	0.08	1.28
	2.8	280	3.0	0.11	1.85	21	24	2.4	0.08	1.41
	3.0	300	3.2	0.12	2.01	20	23	2.4	0.10	1.59
	3.5	350	3.4	0.13	2.12	19	22	2.7	0.10	1.68
	3.8	380	3.5	0.13	2.20	18	21	3.0	0.11	1.77
360° 	2.1	200	2.6	0.14	2.38	22	25	1.8	0.11	1.78
	2.5	250	2.8	0.16	2.65	20	23	2.1	0.12	1.97
	2.8	280	3.0	0.18	2.95	20	23	2.4	0.13	2.12
	3.0	300	3.1	0.19	3.22	20	23	2.4	0.13	2.23
	3.5	350	3.3	0.20	3.33	19	21	2.7	0.14	2.38
	3.8	380	3.5	0.22	3.71	18	21	3.0	0.16	2.65

Bold = Optimal pressure for the MP Rotator is 2.8 bar; 280 kPa. This can easily be achieved by using the MP Rotator with the Hunter PRS40 Spray Body, pressure regulated at 2.8 bar; 280 kPa.



MP800SR

Efficient Watering For Spaces Under 2.4 Metres

Efficiently simulating natural rainfall has always been a challenge in small spaces. Most spray nozzles with short radius capability apply water much faster than the soil can absorb (50 mm/hr or more), and typically have poor uniformity. Therefore, many users resort to drip irrigation which does not simulate rainfall, and cannot be used in turf applications. Up to now, high-volume, inefficient overhead sprays have been the only solution.

Now, Hunter introduces the MP800SR, a high-efficiency overhead irrigation solution for small spaces. The MP800SR will adjust down to 1.8 m, and uses a low precipitation rate of 20 mm/hr to help avoid runoff. Its superior distribution uniformity ensures that the least amount of water is used to get the job done.

To achieve its lowest radius setting of 1.8 m, an inlet pressure of 2.1 bar; 210 kPa is required. The MP800SR should be paired with the PRS30 in this application.